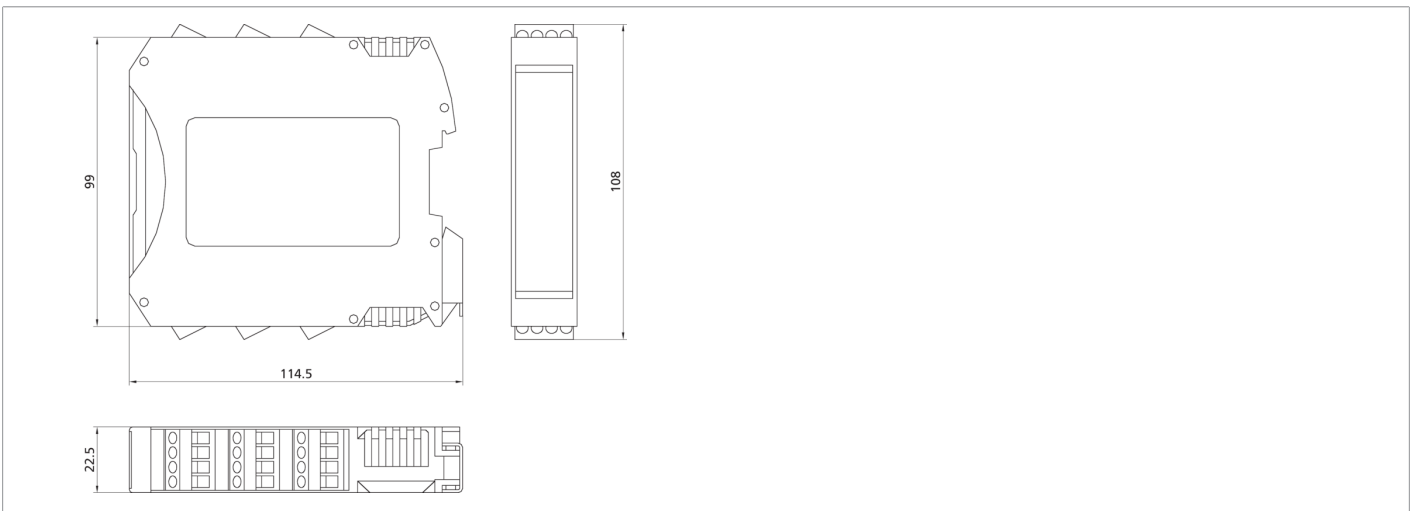








**208390**  
**MS-O2**  
**MS - Expansion unit**

- 2 inputs to block start / restart and for external device monitoring (EDM)
- 2 OSSD pairs
- 2 programmable digital signal outputs
- Connection to MS-1 master via MS-SC proprietary bus
- MS-SC plug connector included



Function										
										  

Technical data (typ.)	+20°C, 24 V DC
Service voltage	19.2 ... 28.8 V DC
Mounting	on DIN-rail in accordance with EN 50022-35 standard
Housing dimensions	99 x 22.5 x 114.5 mm
Housing material	Plastic (PA)
Material	Metal (Locking hook)
Characteristic variables	SIL 3 (IEC 61508), SILCL 3 (IEC 62061), PL e - Kat. 4 (EN ISO 13849-1)
Operating principle	Output expansion unit
Start / restart	2 inputs (EDM)
Scope of delivery	multi-language installation sheet, MS - Plug Connector MS-SC
Safety output	pnp (2 pairs OSSD), 400 mA / 24 V DC
Signal outputs	pnp (2x), 100 mA / 24 V DC, programmable
Communication	5-way high-speed bus 5.0
Display	LED (Input / output status and error diagnostics)
Ambient temperature during operation	-10 ... +55 °C
Protection type	IP 20 (Housing) / IP 2X (Terminal block)
Connection	removable terminal blocks, Screw contacts

**More information / accessories** <https://www.di-soric.com/208390>