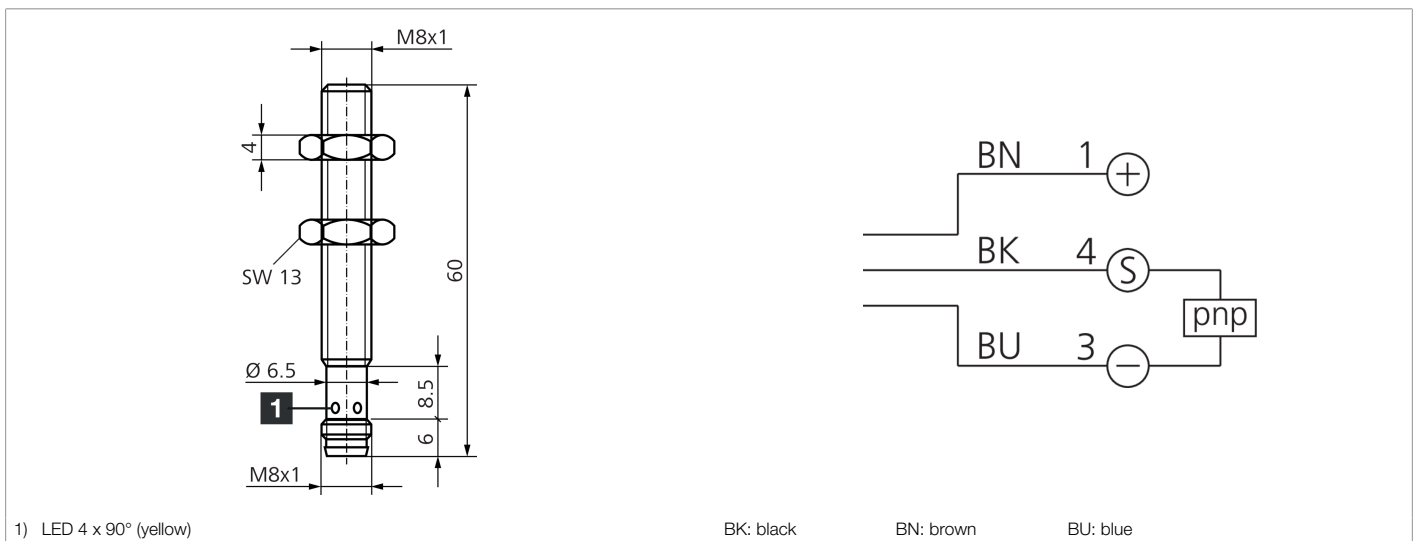
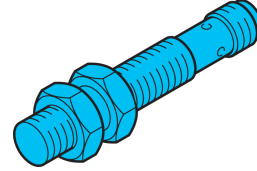



209415
D7B 08 VB 02 PS-T3
Inductive proximity sensor

- Closed, all-steel sleeve
- Same operating distance to steel and aluminum
- Housing and sensing face made of stainless steel
- Insensitive to aggressive cleaning agents, environmental influences and hot filings
- Metal connector
- Integrated amplifier
- Protection against short-circuit and reverse polarity
- LED



Function													
												CE	

Technical data (typ.)	+20°C, 24 V DC
Service voltage	10 ... 30 V DC
Internal power consumption	< 10 mA
Insulation voltage endurance	According to IEC 60947-5-2 (7.2.3.1)
Installation type	Flush
Thread	M8 x 1
Housing length	60 mm
Housing material	Stainless steel (V2A 1.4305 / AISI 303)
Protection class	III, operation on protective low voltage
Operating principle	inductive
Evaluation	digital
Design	Thread
Characteristics	pressure-resistant, < 100 bar, Full-metal casing closed
Product series	INW-300 Full metal extended
Switching output	pnp, 200 mA, NO
Voltage drop (max.)	2 V
Switching distance (SN)	2 mm
Standardized measuring plate	8 x 8 x 1 mm
Switching hysteresis (max.)	20 % (Sr)
Switching frequency	100 Hz
Ambient temperature during operation	-25 ... +70 °C



209415

D7B 08 VB 02 PS-T3

Inductive proximity sensor

Technical data (typ.)

+20°C, 24 V DC

Protection type

IP 67

Connection

Connector, M8, 3-pin, A-coded

Connection cable

TK ...

More information / accessories

<https://www.di-soric.com/209415>