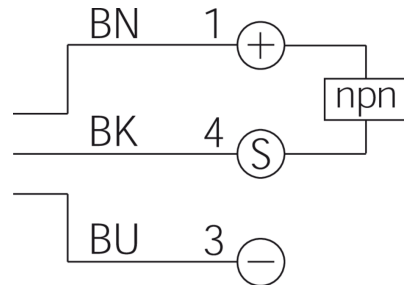
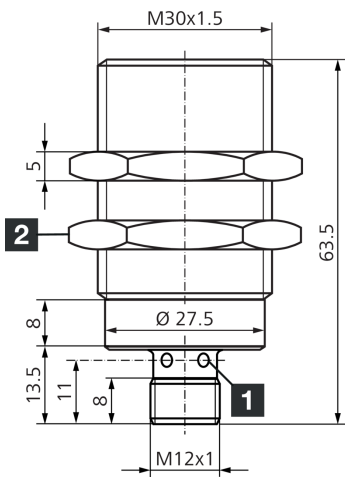
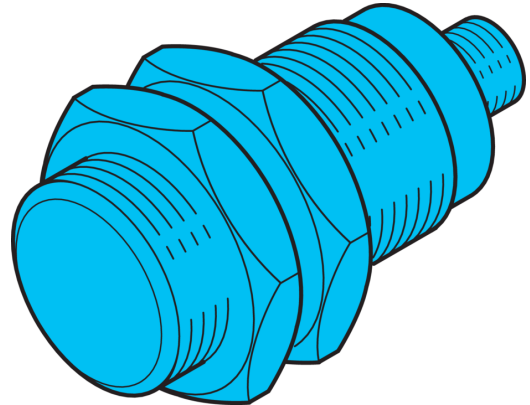




209426
D7B 30 VB 10 NS-B3
Inductive proximity sensor

- Closed, all-steel sleeve
- Same operating distance to steel and aluminum
- Housing and sensing face made of stainless steel
- Insensitive to aggressive cleaning agents, environmental influences and hot filings
- Metal connector
- Integrated amplifier
- Protection against short-circuit and reverse polarity
- LED



1) LED 4 x 90° (yellow)

2) Width over flats 36 mm

BK: black

BN: brown

BU: blue

Function



Technical data (typ.)

+20°C, 24 V DC

Service voltage	10 ... 30 V DC
Internal power consumption	< 10 mA
Insulation voltage endurance	According to IEC 60947-5-2 (7.2.3.1)
Installation type	Flush
Thread	M30 x 1.5
Housing length	63.5 mm
Housing material	Stainless steel (V2A 1.4305 / AISI 303)
Protection class	III, operation on protective low voltage
Operating principle	inductive
Evaluation	digital
Design	Thread
Characteristics	pressure-resistant, < 40 bar, Full-metal casing closed
Product series	INW-300 Full metal extended
Switching output	npn, 200 mA, NO
Voltage drop (max.)	2 V
Switching distance (SN)	10 mm
Standardized measuring plate	30 x 30 x 1 mm
Switching hysteresis (max.)	15 %
Switching frequency	50 Hz
Ambient temperature during operation	-25 ... +70 °C



209426

D7B 30 VB 10 NS-B3

Inductive proximity sensor

Technical data (typ.)

+20°C, 24 V DC

Protection type

IP 68 / IP 69K

Connection

Connector, M12, 4-pin, A-coded

Connection cable

VK ...

More information / accessories

<https://www.di-soric.com/209426>